

COVID-19 COCONINO COUNTY UPDATE

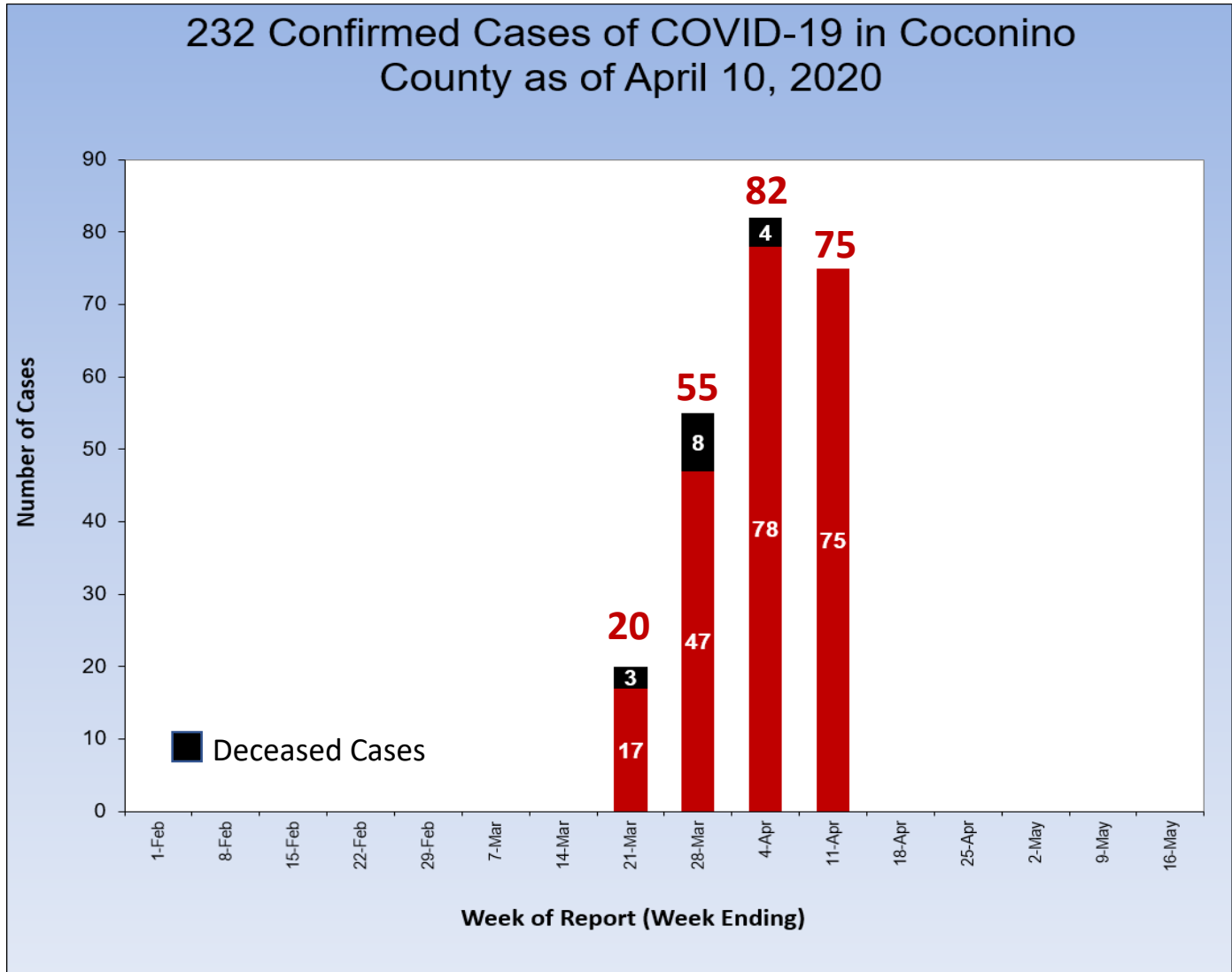
COCONINO COUNTY
4/10/20



Confirmed COVID-19 Cases

Coconino County has **232 confirmed cases** of COVID-19 and **15 reported deaths** since January 1, 2020. Please visit the Coconino County website for more information.

www.coconino.az.gov/covid19



* Week classified by most recent report date listed in electronic surveillance database

The graph above depicts the number of confirmed COVID-19 cases reported in Coconino County residents during a given week. The number of cases shown in this report may change from week to week as new diagnosis information becomes available.

Table 1. Coconino County COVID-19 Tests

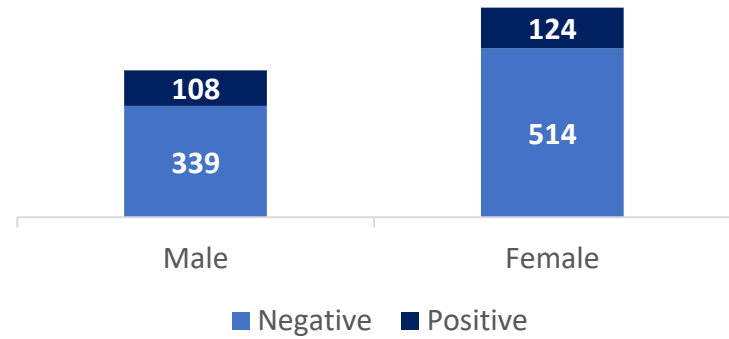
	Number of Tests	Percent of Tests w/ Results
Confirmed	232	21%
Negative	855	79%
Pending*	44	N/A
Total	1131	100%

Demographics

Key Demographics: Demographics of confirmed cases are displayed after the first case is confirmed in Coconino County. **To maintain confidentiality, age and case location is withheld until six or more case counts are confirmed for one demographic category.**

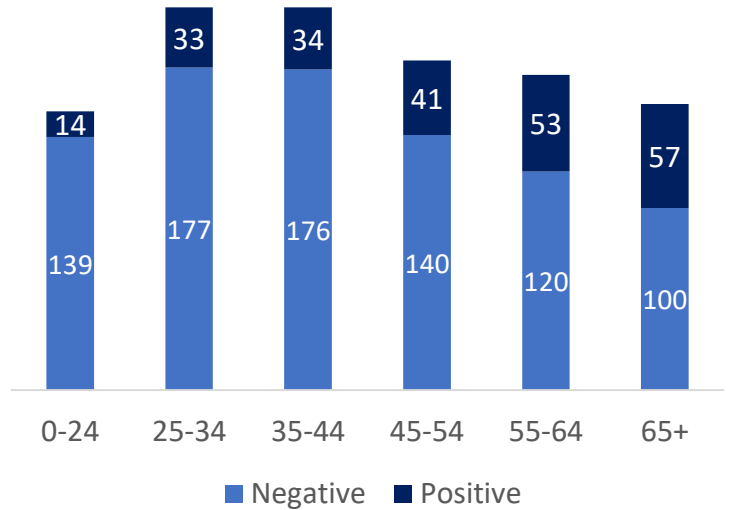
Sex

Sex	Confirmed Cases	Incidence Rate per 100,000 (2020)
Male	108	147.9
Female	124	164.5
Total	232	156.4



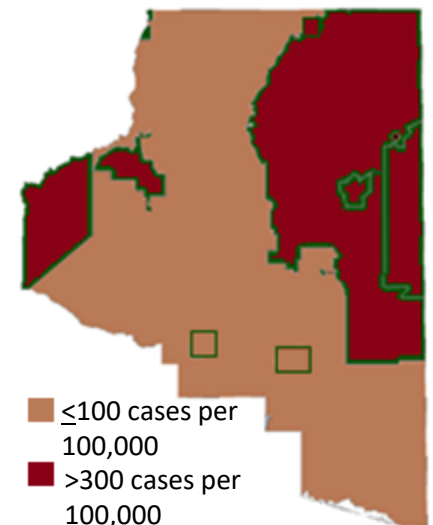
Age

Age	Confirmed Cases	Incidence Rate per 100,000 (2020)
0-24	14	22.7
25-34	33	162.3
35-44	34	212.2
45-54	41	258.2
55-64	53	302.7
65+	57	328.3



Geographic Location

Geographic Area	Confirmed Cases	Total Tests	Incidence Rate per 100,000 (2020)
Greater Flagstaff Area	44	645	57.3
Tribal Communities	142	233	546.5
Page	44	62	567.4
Other Areas	2	63	5.3



* 84 negative tests did not have city of residency listed